

# Group Styles Inventory™

## GSI Group and Individual Results

XYZ Leadership Team  
Summer Brees/Group1

September 12, 2017



## GROUP STYLES

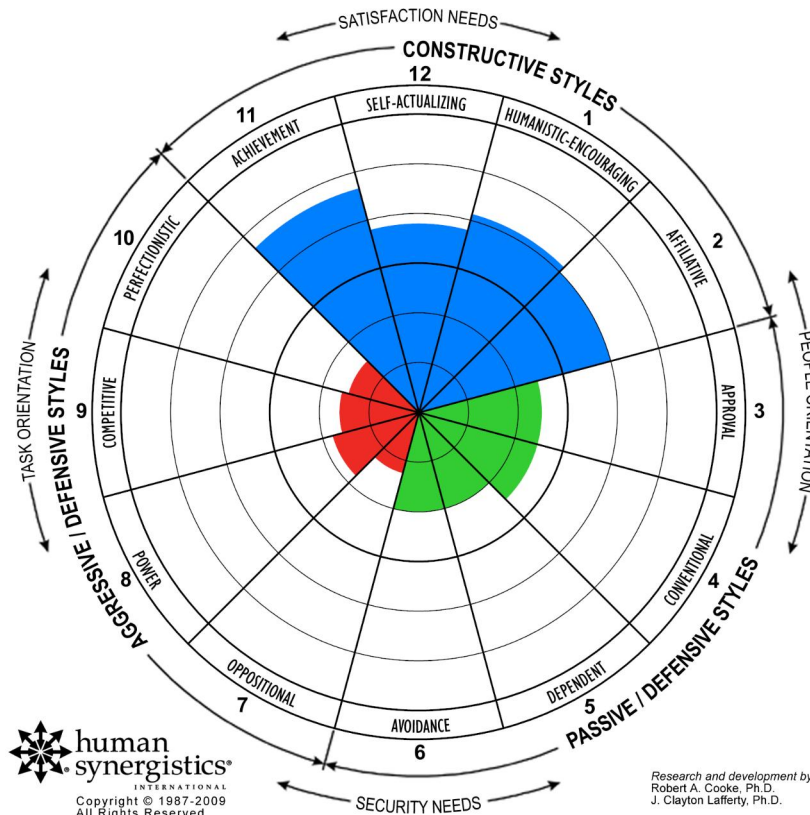
XYZ Leadership Team  
(Summer Brees/Group1)

1

### Group Styles Circumplex

Group Profile

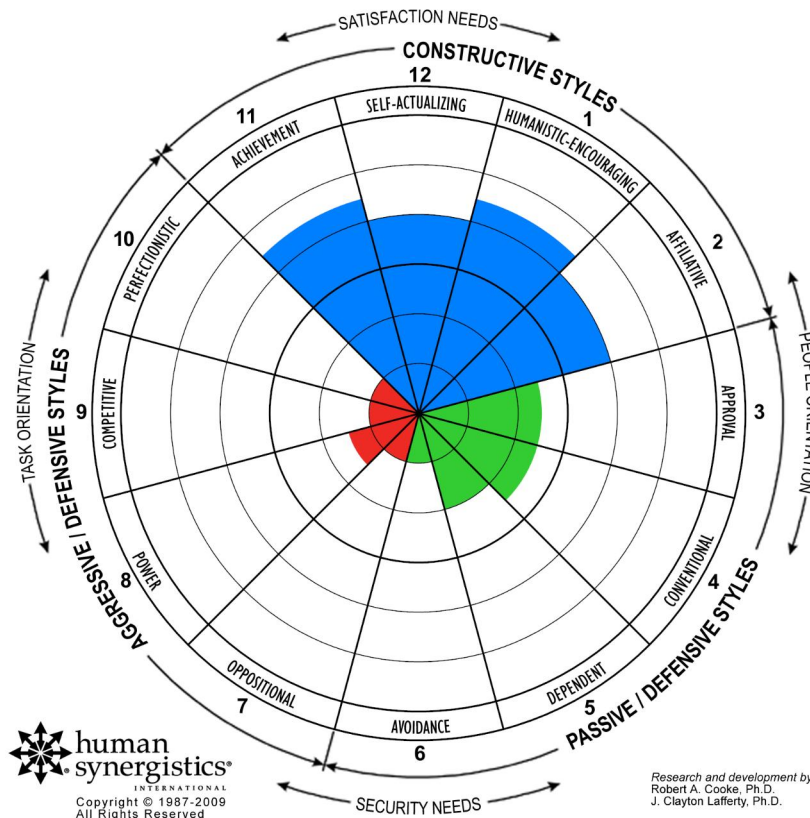
N = 3



Constructive Styles	Percentile Score	Raw Score
Humanistic-Encouraging	77%	20.33
Affiliative	75%	21.00
Achievement	85%	20.33
Self-Actualizing	70%	19.67
Passive/Defensive Styles	Percentile Score	Raw Score
Approval	37%	4.00
Conventional	37%	5.00
Dependent	25%	3.00
Avoidance	25%	2.00
Aggressive/Defensive Styles	Percentile Score	Raw Score
Oppositional	14%	2.67
Power	22%	2.67
Competitive	19%	1.67
Perfectionistic	17%	2.00

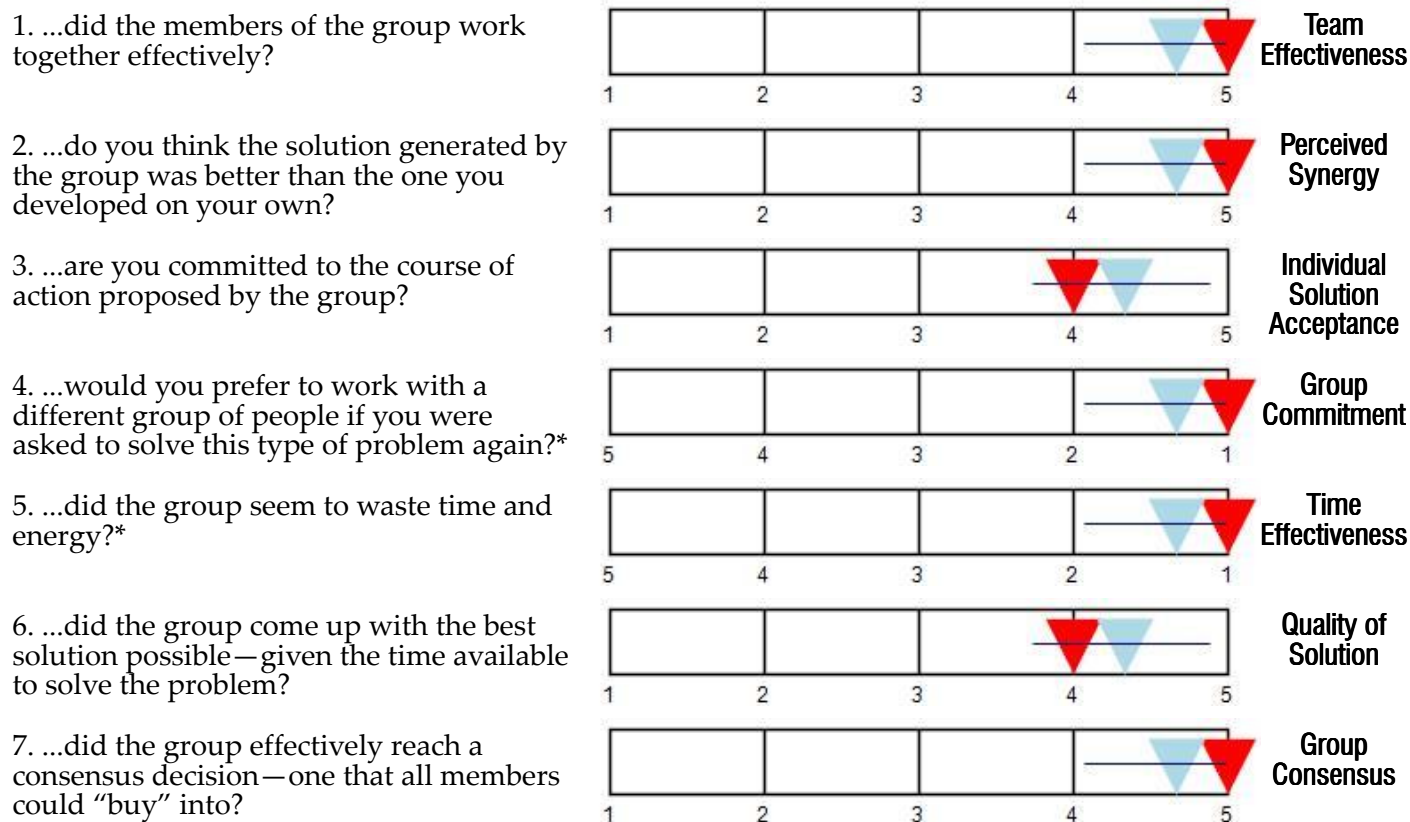
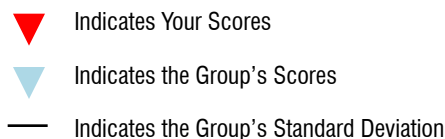
Note: Raw scores can range from 0 to 24 (based on 6 items per style).

## Group Styles Circumplex Your Profile



Constructive Styles	Percentile Score	Raw Score
Humanistic-Encouraging	82%	21.00
Affiliative	75%	21.00
Achievement	82%	20.00
Self-Actualizing	75%	20.00
Passive/Defensive Styles	Percentile Score	Raw Score
Approval	37%	4.00
Conventional	37%	5.00
Dependent	25%	3.00
Avoidance	10%	1.00
Aggressive/Defensive Styles	Percentile Score	Raw Score
Oppositional	10%	2.00
Power	17%	2.00
Competitive	10%	1.00
Perfectionistic	10%	1.00

Note: Raw scores can range from 0 to 24 (based on 6 items per style).

Group Outcomes  
Group Raw Scores

Note: The group mean score for each item is the average for the members who answered the item.

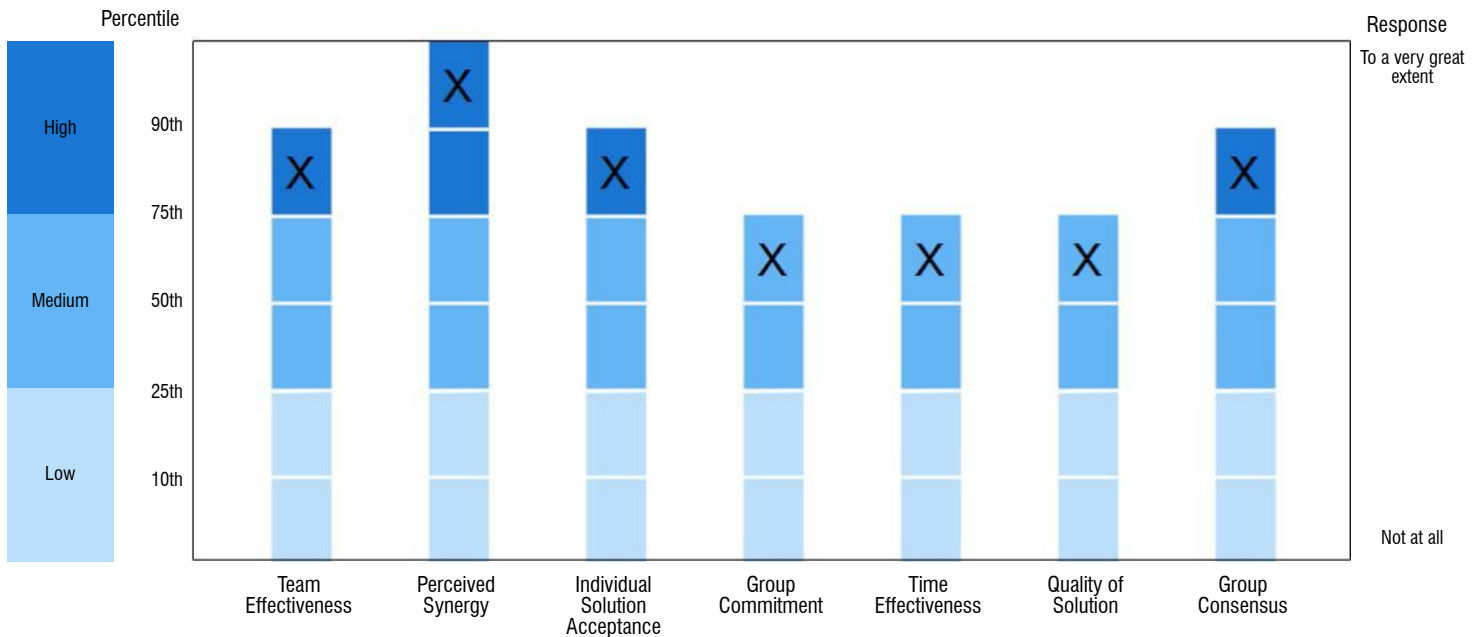
\*Scores are plotted in reverse for these items so that positive evaluations are to the right.

**Key:**

1. Not at all
2. To a slight extent
3. To a moderate extent
4. To a great extent
5. To a very great extent

## Group Outcomes

### Group Percentile Scores



The Group's Outcome scores from the previous page are converted to percentile scores and shown on the bar chart above. The height of the vertical bar for each item denotes whether members reported the group's effectiveness to be high (at or above the 75th percentile), medium (between the 25th to 75th percentile), or low (at or below the 25th percentile) relative to other groups.

Scores for Group Commitment and Time Effectiveness are reversed so that higher percentile scores signify higher effectiveness.



This report was prepared exclusively for

Group1/Summer Brees

